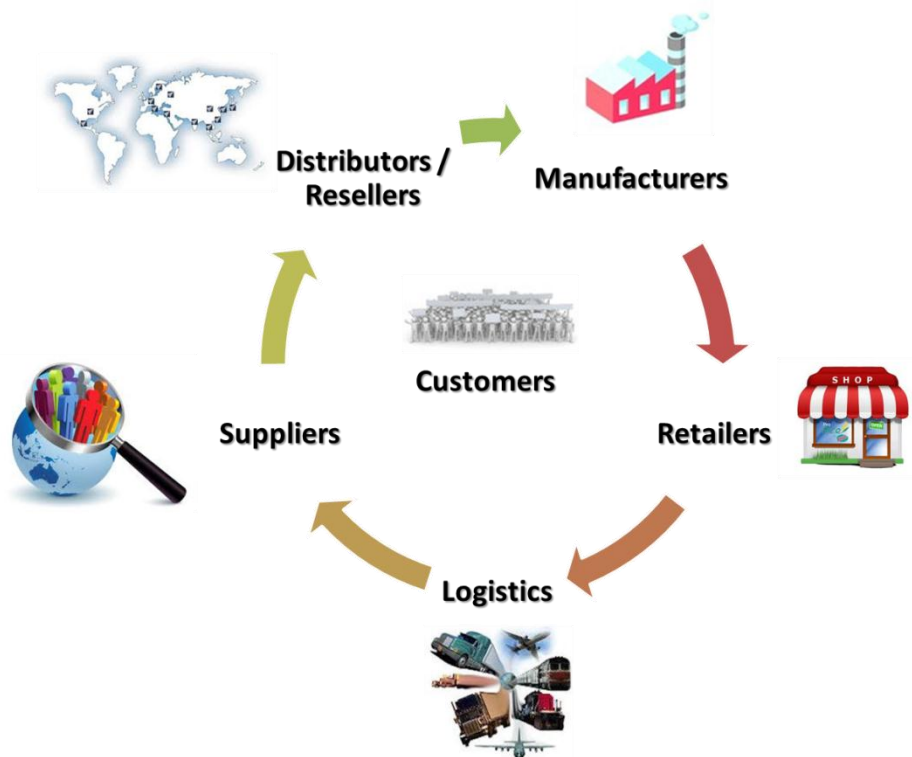


AMS Lifecycle



Overview

AMS is an Assets and logistics management system which runs on the aZaaS SilverCloud + services and let users to have the full benefit of assets and logistic control and management. AMS deploy to multiple platforms and devices, to both manage and display. aZaaS' SilverCloud is a PaaS (Platform as a Service) that run on Windows Azure.

It can be deployed into many kinds of SME and MNC, with the technology on the Windows Azure, it has the capability to scale and help business owner to operate more efficiently, reduce IT cost and also increase their productivity and efficiency.

Feature List

- Import Sales and Purchasing Order
- Track, manage, selection, maintenance, inspection and renewal for Allocate asserts on transfers.
- Items transfer between outlets, determining the operational performance and profitability.
- Multiple platforms and devices.
- Import data from RFID scanner, portable readers are occasionally connected online and synchronizes the transactions captured to Azure.
- Flexible individual permission setting
- Approval and Assert and logistics Access control
- Stock Take
- Aging Report
- Real Time and monthly, weekly report
- User/ Group Management
- My Worklist

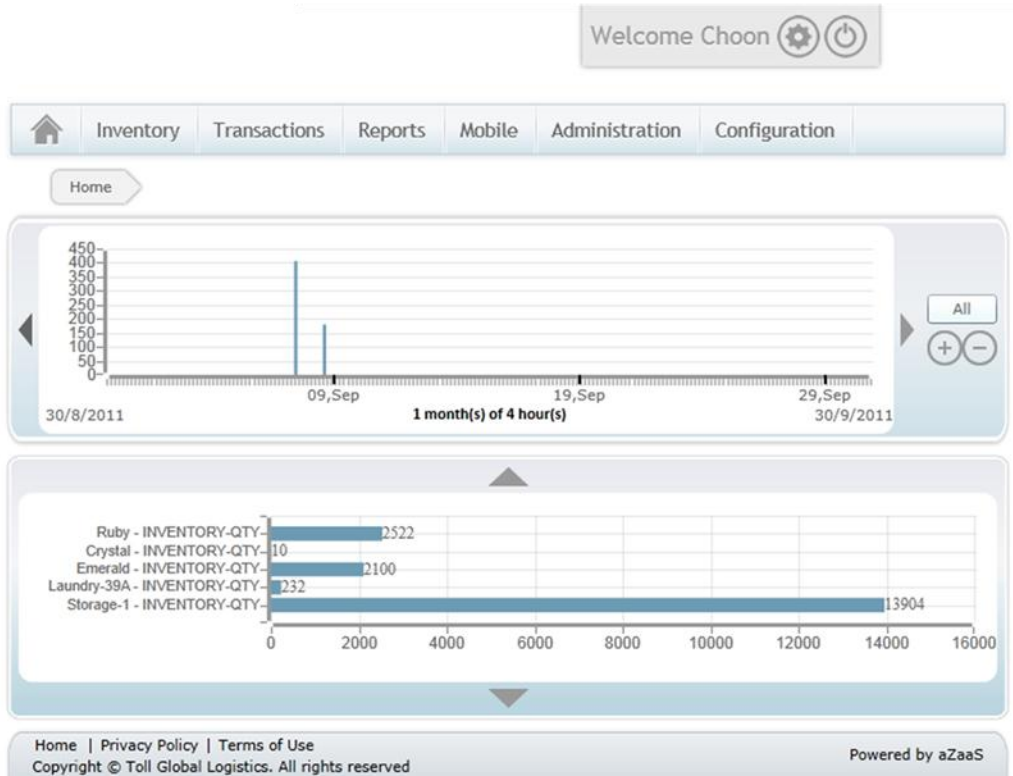
Screenshots

User friendly interface

Mobile phone for mobile management and monitoring.



AMS is designed in such a way that easy to pick up and master. A friendly user interface allows tasks to be completed easily and information to be retrieved conveniently. AMS is designed in a way that all the function is at the menu.



Asserts Searching and Tracking

Search and track data easily. Filtering and sorting allows you to quickly find what you want.

Warehouse

- Warehouse Orders
- Import
- Cancel Non-approval
- Sales Non-Inventory
- Market Non-Inventory
- Cycle Count
- Goods Loan
- Inventory
- Search Inventory**
- My Submitted Forms

Report

Maintenance

Collaboration

Management

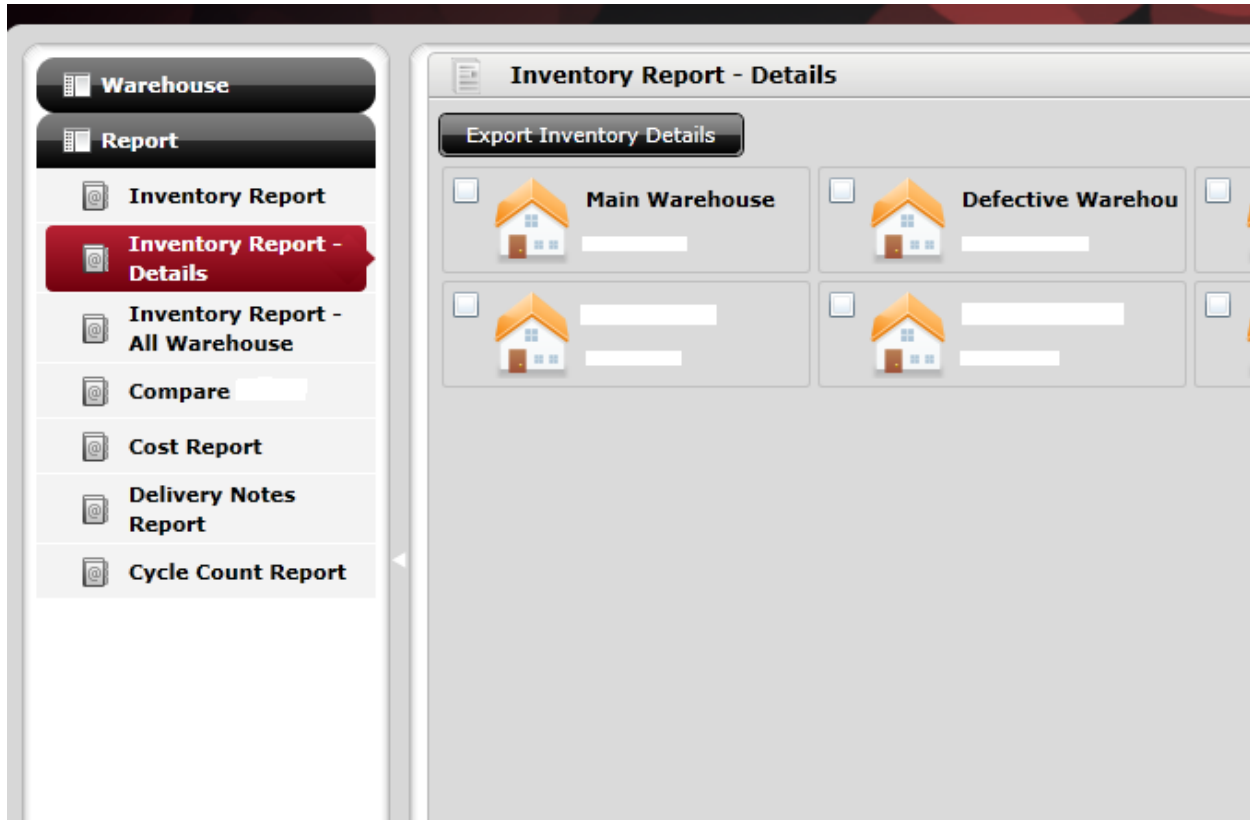
Search Inventory

Please Input ItemCode (Start With)

Bin Barcode	Item Code	Size	Description	Qty
-------------	-----------	------	-------------	-----

Reporting

Real time inventory report by locations allowed users to track inventory easier in a more effective way. Report is flexible and can be customized based on user's needs.



User Management

User management is designed in such a way that administrator is easy to manage and monitor. Assign user to group is as simple as drag and drop the users into the targeted group.

The screenshot displays a web application interface for user management. On the left is a vertical sidebar with several menu items: Warehouse, Report, Maintenance, Collaboration, Management, User Management (highlighted in red), User Header, Approval Matrices, UM Permission, and App Permission. The main content area is titled "Administrators" and features a search bar, a "Create User" button, and a "Create Group" button. Below these are four filterable categories: All Users, Administrators, Finance, and Marketing. The main area contains a grid of user cards. The "Administrators" group contains two cards: "System Administrator" and "Evan". The "testadmin" group contains one card: "Test Admin".

Group	User
Administrators	System Administrator
Administrators	Evan
testadmin	Test Admin